



BANWARILAL BHALOTIA COLLEGE

GOVT. SPONSORED UG & PG COLLEGE (Affiliated to KNU)

Asansol, West Bengal, India



ESTD. 1944

STUDENT SATISFACTION SURVEY

AY 2019-20 UPTO DEC 31, 2020

(PREPARED FOR NAAC AQAR CRITERIA 2 REQUIREMENT)

STUDENT SATISFACTION SURVEY AT BANWARILAL BHALOTIA COLLEGE

The IQAC Body of Banwarilal Bhalotia College collects feedback from students on a regular basis. The feedback is discussed and reviewed between teachers and the Principal in a confidential manner and actions are taken accordingly ([Link of Detailed Action Taken Report](#)). Due to the COVID-19 Pandemic lockdown situation, the satisfaction surveys were conducted in online mode by collecting data through google forms (in English/Hindi). We received spontaneous and generous positive responses from our students. Screenshots of the form headers are hereby attached below which shows the appreciable number of responses we received from the students' part.



STUDENT SATISFACTION SURVEY

GOVT. SPONSORED UG & PG COLLEGE (Affiliated to KNU)
USHAGRAM, ASANSOL, WEST BENGAL, INDIA

Section 1 of 2

STUDENT SATISFACTION SURVEY

IQAC, Banwarilal Bhalotia College, Asansol, West Bengal

Email address *

<https://docs.google.com/forms/d/1krkjzZ4vggCLhf7xwDKlRugLlFiwtf1KXWH7Z0pHYQU>

(3020 Responses from students) **Survey tenure AY 2019-20 up to 31.12.2020**



Send



Questions

Responses

1,974



Section 1 of 3

STUDENT SATISFACTION SURVEY (Academic Year 2019-2020) Submit your response before 11 pm, 20.10.2020

Banwarilal Bhalotia College, Asansol, West Bengal

Email address *



https://docs.google.com/forms/d/1fucg5X-dRcnbN77_cIE-8eoy6ps1PZk6ElkFhUQREo/edit?ts=5f849358
(1974 Responses from students) **Older Survey Form**



Send



Questions

Responses

929



Section 1 of 3

छात्रों के लिए दिशा-निर्देश (इस फॉर्म को 20/10/2020 तक सुबह 11 बजे से पहले भरना अनिवार्य है)

बनवारीलाल भलोटिया कॉलेज, आसनसोल, पश्चिम बंगाल

Email address *

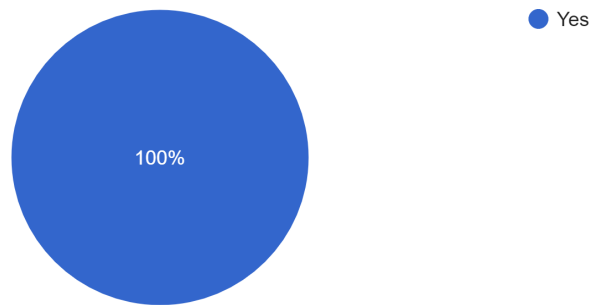
<https://docs.google.com/forms/d/13zbl95USzuHBnrNGIO0KWass4YIQVMnUGUtGmUEOAe0/>
(929 Responses from students) **Older Survey Form**



STUDENT RESPONSE SCENARIO (SINGLE RESPONSE PER STUDENT)

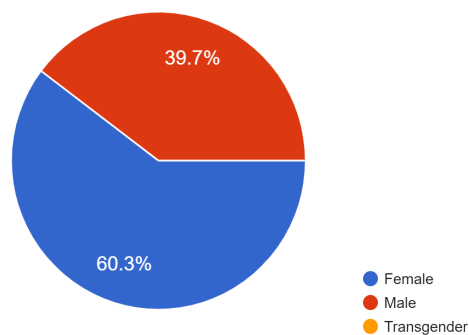
A) Please confirm this is the first and only time I answer this survey.

3,020 responses



STUDENT RESPONSE: MALE-FEMALE SCENARIO

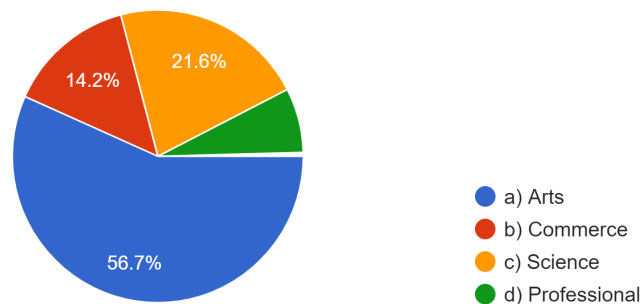
3,020 responses



STUDENT RESPONSE SCENARIO (SUBJECT AREA)

F) What subject area are you currently pursuing?

3,020 responses

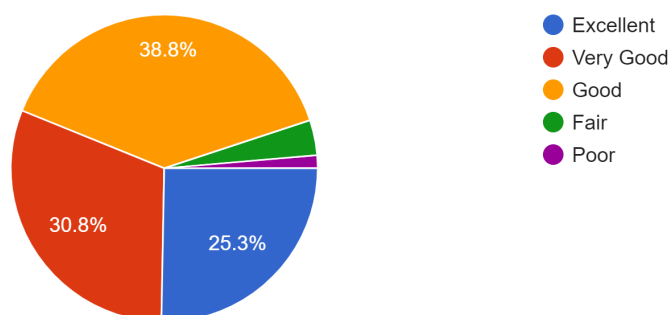


GRAPHICAL REPRESENTATION OF STUDENT SATISFACTION SURVEY DATA

The graphical representation of the overall responses from the student satisfaction survey are attached below based on most recent survey data (Survey tenure AY 2019-20 up to 31.12.2020) consisting of 3000+ responses.

1. How do you rate the quality and relevance of the courses included into the curriculum?

3,020 responses

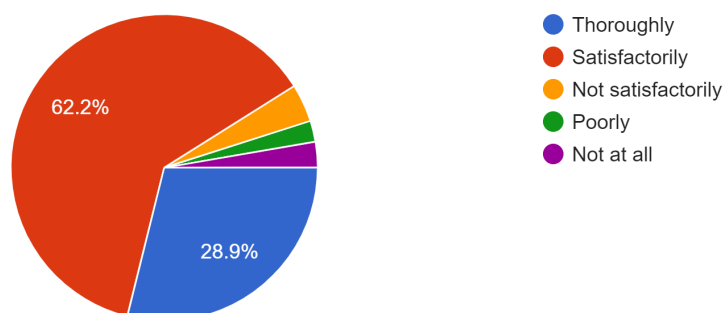


POSITIVE RESPONSE - 94.9%

NEUTRAL TO NEGATIVE RESPONSE- 5.1%

2. Whether the course objective is clearly mentioned to you by the teachers at the commencement of each course.

3,020 responses

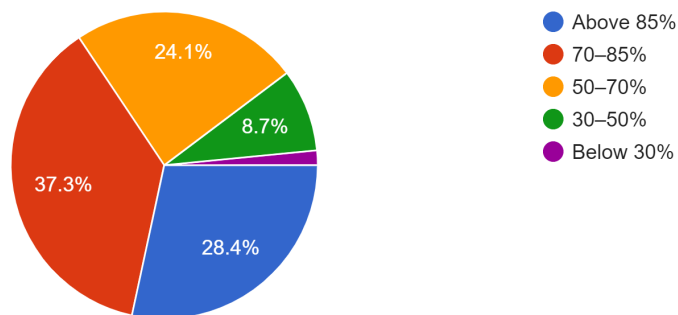


POSITIVE RESPONSE - 91.1%

NEUTRAL TO NEGATIVE RESPONSE- 8.9%

3. To what extent the syllabus of your courses is covered as per the academic calendar?

3,020 responses

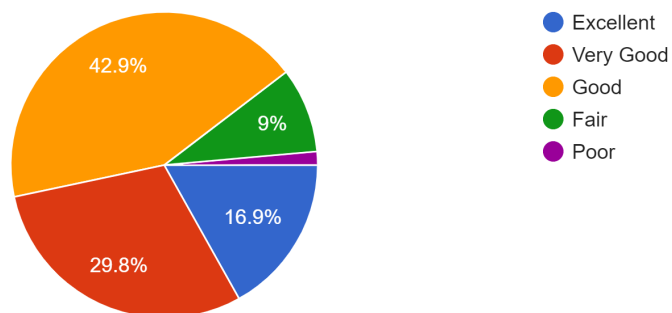


POSITIVE RESPONSE - 89.8%

NEUTRAL TO NEGATIVE RESPONSE- 10.2%

4. Rate the size of syllabus in terms of the load on the student.

3,020 responses

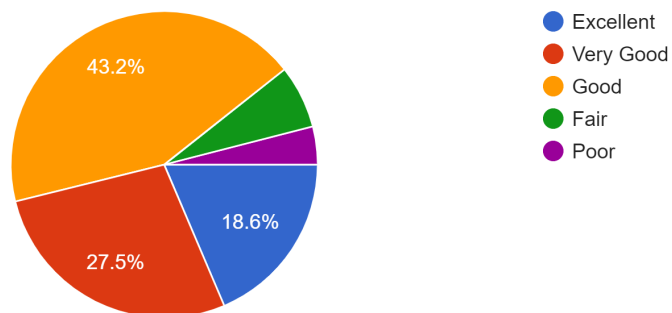


POSITIVE RESPONSE - 89.6%

NEUTRAL TO NEGATIVE RESPONSE- 10.4%

5. Rate the course/syllabus in terms of good balance between Theory and Practice/Lab Works/Applications.

3,020 responses

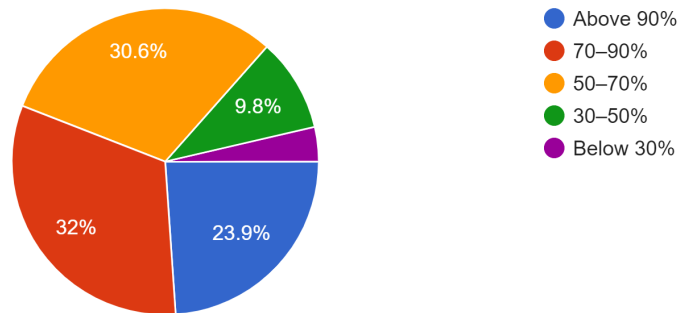


POSITIVE RESPONSE - 89.3%

NEUTRAL TO NEGATIVE RESPONSE- 10.7%

6. What percentage of teachers use ICT tools such as online classes/ online study materials/ power point presentations/LCD projector/ Multimedia, etc. while teaching?

3,020 responses

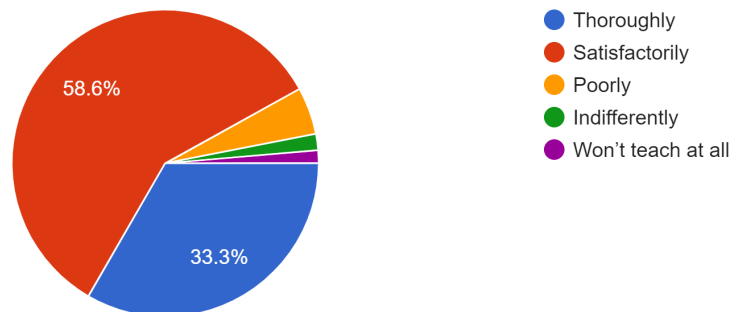


POSITIVE RESPONSE - 96.3%

NEUTRAL TO NEGATIVE RESPONSE- 3.7%

7. How well did the teachers prepare for the classes?

3,020 responses

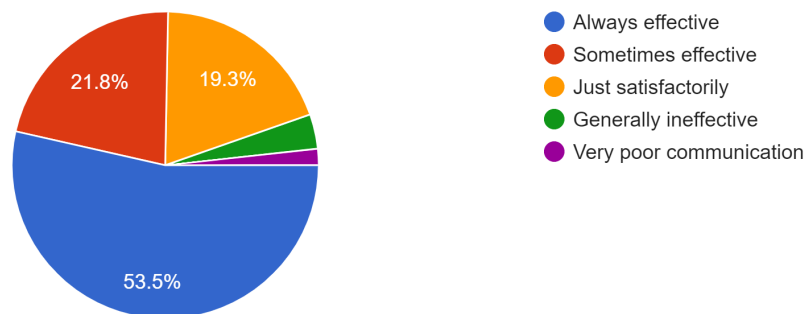


POSITIVE RESPONSE - 91.9%

NEUTRAL TO NEGATIVE RESPONSE- 8.1%

8. How well were the teachers able to communicate with you during the classes?

3,020 responses

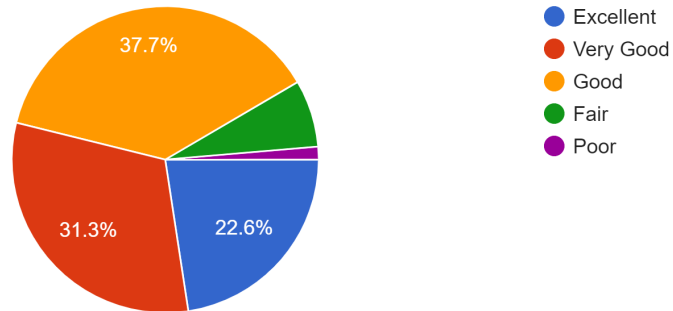


POSITIVE RESPONSE - 94.6%

NEUTRAL TO NEGATIVE RESPONSE- 5.4%

9. How the expected course outcomes are attained, through various courses in the curriculum (such as experiential learning, participative learning etc.)?

3,020 responses

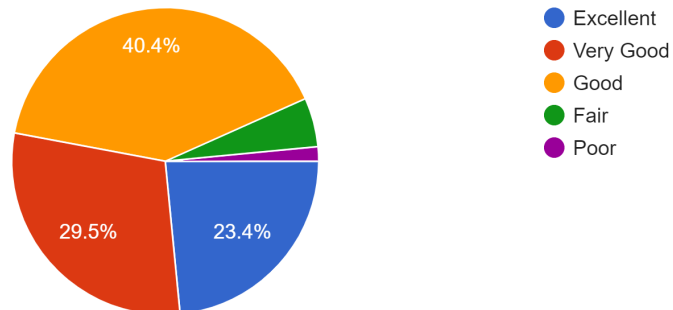


POSITIVE RESPONSE - 91.6%

NEUTRAL TO NEGATIVE RESPONSE- 8.4%

10. How would you rate whether the internal evaluation process is consistent and transparent?

3,020 responses

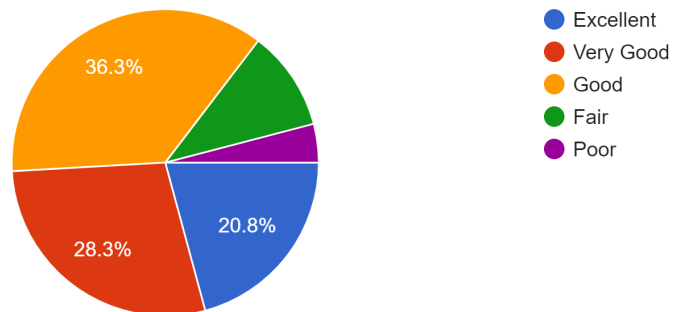


POSITIVE RESPONSE - 93.3%

NEUTRAL TO NEGATIVE RESPONSE- 6.7%

11. How do you rate the availability of Books/Study Materials in the College/Departmental Library relevant to your Course Curriculum/Syllabus?

3,020 responses

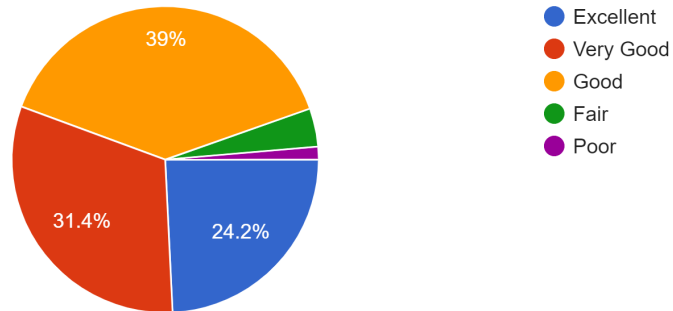


POSITIVE RESPONSE - 85.4%

NEUTRAL TO NEGATIVE RESPONSE- 14.6%

12. How do you rate the course/program of studies in terms of increasing your knowledge and perspective in the subject area?

3,020 responses

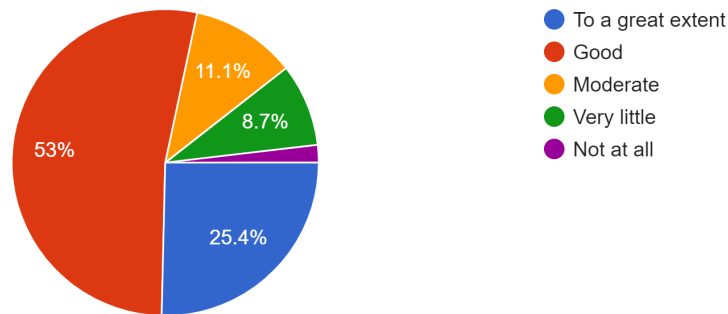


POSITIVE RESPONSE - 94.6%

NEUTRAL TO NEGATIVE RESPONSE- 5.4%

13. Have you been benefited from the available courses to enhance your skill level from your career perspectives?

3,020 responses

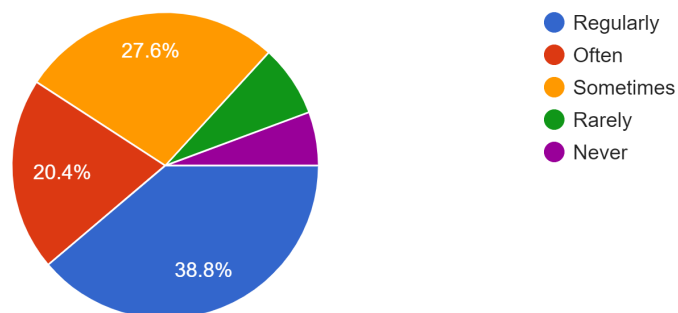


POSITIVE RESPONSE - 89.5%

NEUTRAL TO NEGATIVE RESPONSE - 10.5%

14. The institute takes active interest in promoting internship, student exchange, field visit opportunities for students.

3,020 responses

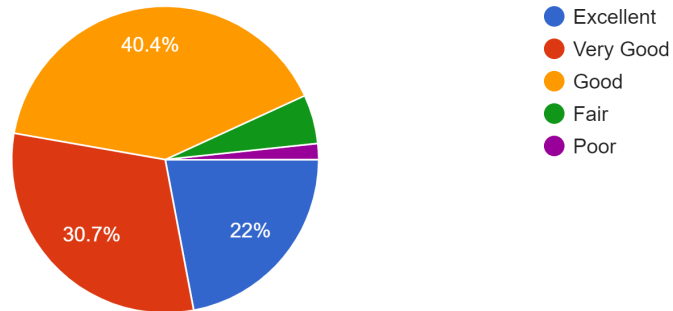


POSITIVE RESPONSE - 86.8%

NEUTRAL TO NEGATIVE RESPONSE - 13.2%

15. Rate how the syllabus of your courses address to the cross cutting issues such as environment, gender and human rights.

3,020 responses

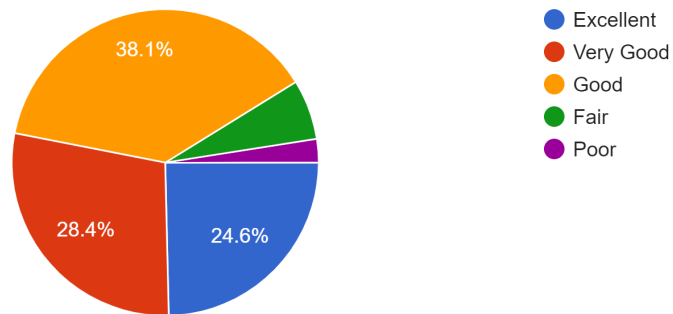


POSITIVE RESPONSE - 93.1%

NEUTRAL TO NEGATIVE RESPONSE- 6.9%

16. Rate how the teachers are able to identify your strength and encourage you to develop them further and find your weaknesses and guide you to overcome them through proper mentoring.

3,020 responses

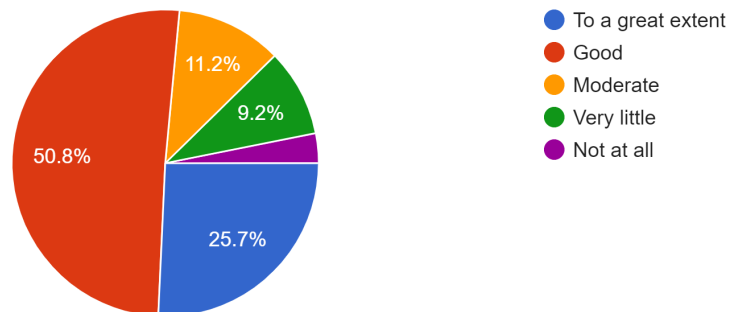


POSITIVE RESPONSE - 91.1%

NEUTRAL TO NEGATIVE RESPONSE- 8.9%

17. How much the teachers encourage you to participate in extracurricular activities?

3,020 responses

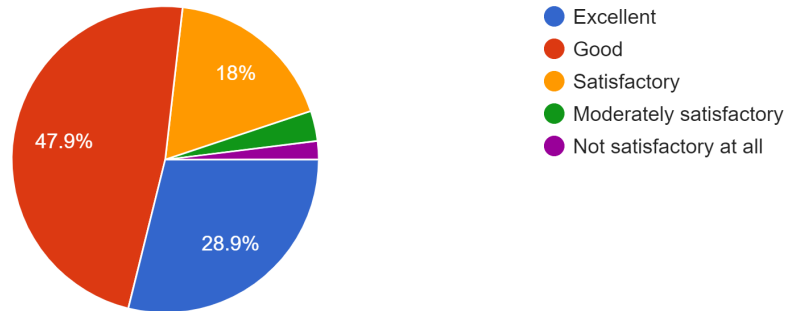


POSITIVE RESPONSE - 87.7%

NEUTRAL TO NEGATIVE RESPONSE- 12.3%

18. How do you rate the safety and security measures for the students as regulated and maintained in college premises?

3,020 responses

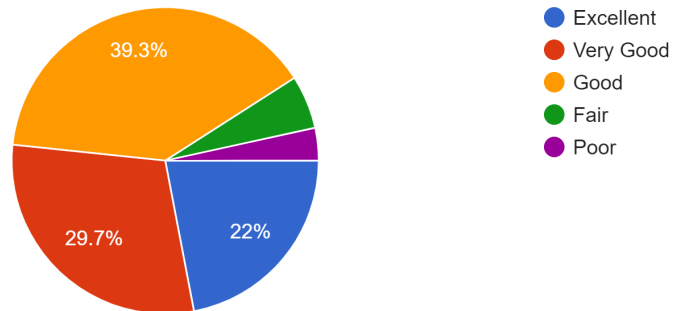


POSITIVE RESPONSE - 94.8%

NEUTRAL TO NEGATIVE RESPONSE- 5.2%

19. Rate the ambience/ infrastructural facilities like library, laboratory, internet connectivity etc., provided by the College for effective delivery of the academic process.

3,020 responses

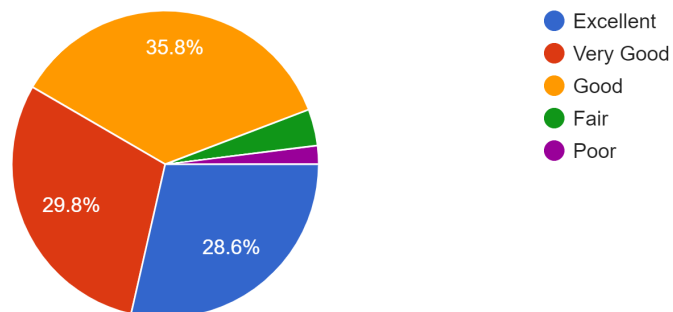


POSITIVE RESPONSE- 91%

NEUTRAL TO NEGATIVE RESPONSE- 9%

20. Rate the overall quality of teaching-learning process in your institute.

3,020 responses



POSITIVE RESPONSE - 94.2%

NEUTRAL TO NEGATIVE RESPONSE- 5.8%